

VACdynamic 2.4

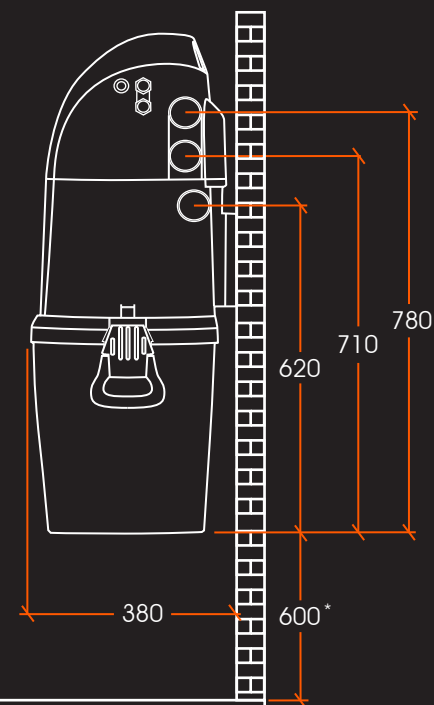
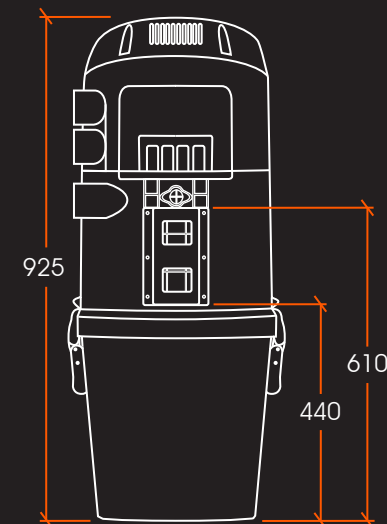
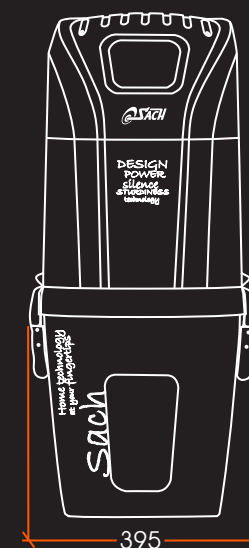


TECHNICAL CHARACTERISTICS

Power (W)	2400 (2 x 1200W)
Air-flow (m ³ /h)	294
Waterlift (mm/H ₂ O)	2800
Airwatts	835
HEPA filter surface area (cm ²)	3000
Bin Capacity (L)	28
Noise level (dB)	≤ 60
2x High-speed through-flow motor	

RECOMMENDATIONS FOR INSTALLATION

Dwelling size in m ²	≤ 900
Furthest valve from the unit (lm)	60
Maximum number of inlet valves	20



* Minimum space recommended to allow the dust container to be emptied comfortably.